







## Second Grade Curriculum Map

Week	IRA	RML			RR	PWS		
	Interactive Read Aloud	Reading Mini Lessons (Building a Reading Community)			Response to Reading	Phonics, Spelling & Word Study		Writing
	Text Set	Lesson	Page #	IRA or RML Circle which resource used:	Lesson	Possible Assessments	Unit	
	(Titles in RED need to be read in the order in which they are listed.)	For the first 5 weeks, there will be <u>TWO</u> Reading Minilessons taught a day!			Write lesson or book used on the lines provided.	Teachers need to pay special attention to lessons marked with an asterisk (*). Check the "Extend the Learning" section of the lesson for additional content to teach.		
<b>1</b> Aug. 5 - 7 (3 days) First Day of School (Aug. 5)	<b>Text Set #1</b> The Importance of Friendship  A Weekend with Wendell Horace and Morris but Mostly Dolores This is Our House First Come the Zebra The Old Woman Who Named Things	<b>MGT - U2</b> Using the Classroom Library for Independent Reading  Day 1 MGT U2 RML 1  Day 2 MGT U2 RML 2  Day 3 MGT U2 RML 3	<b>MGT U1</b> Working Together in the Classroom  Day 1 MGT U1 RML 1  Day 2 MGT U1 RML 2  Day 3 MGT U1 RML 3	MGT U1 p. 79  MGT U2 p. 91	IRA or RML   <hr/>  <hr/>  <hr/>	<b>LSR 1</b> Recognize and Use Ending Consonant Sounds Sometimes Represented by Double Consonant Letters  Assess spelling of 100 first Grade words?	<b>LSR 1:</b> Assessments A, I, or J	<b>Building a Writing Community and Complete the Narrative On Demand Writing Prompt</b> (Click on the link above to access the On Demand Writing Prompt)
<b>2</b> Aug. 10 - 14 (5 days)	<b>Text Set #1, cont'd</b> The Importance of Friendship  A Weekend with Wendell Horace and Morris but Mostly Dolores This is Our House First Come the Zebra The Old Woman Who Named Things  <b>Text Set #2</b> Caring for Each Other: Family  Pecan Pie Baby Super-Completely and Totally the Messiest! Big Red Lollipop Two Mrs. Gibsons The Wednesday Surprise	<b>MGT - U2</b> Using the Classroom Library for Independent Reading  Day 1 MGT U2 RML 4  Day2 MGT U2 RML 5  Day 3 MGT U2 RML 6  Day 4 MGT U2 RML 7  Day5 MGT U2 RML 8	<b>MGT U1</b> Working Together in the Classroom  Day 1 MGT U1 RML 4  Day 2 MGT U1 RML 5  <b>LA U6</b> Understanding Fiction and Nonfiction Genre  Day 3 LA U6 RML 1  Day 4 LA U6 RML2  Day 5 LA U6 RML3	MGT U1 p. 79  MGT U2 p. 91  LA U6 p. 181	IRA or RML   <hr/>  <hr/>	<b>LSR 2</b> Recognize and Use Medial consonant sounds and the Letters That Represent Them (Multisensory: Sequence chart, consonants)  <b>LSR 3</b> Recognize and Say Consonant Clusters that Blend Two or Three Consonant Sounds (Onsets) (Multisensory: Beginning Blends, S Blends)  <b>LSR 4</b> Recognize and Say Consonant Clusters That Blend Two or Three Consonant Sounds (Onsets) (Multisensory: R blends, L blends, W blends)	<b>LSR 3</b> Assessments B, J, or K  <b>LSR 4</b> Assessments B, J, or K	<b>Narrative: Start with Revving Up Your Writing Muscles (online resources)</b>


- 1. Red = Curriculum Related
- 2. Blue = Schedule Related
- 3. Black = Everything Else

## Second Grade Curriculum Map

Week								
	Interactive Read Aloud	Reading Mini Lessons (Building a Reading Community)		Response to Reading	Phonics, Spelling & Word Study		Writing	
	Text Set	Lesson	Page #	IRA or RML Circle which resource used:	Lesson	Possible Assessments	Unit	
<b>3</b> Aug. 17 - 21 (5 days)	<p><b>Text Set #2, cont'd</b>                      Caring for Each Other: Family</p> <p>Pecan Pie Baby                      Super-Completely and Totally the Messiest!                      Big Red Lollipop                      Two Mrs. Gibsons                      The Wednesday Surprise</p> <p><b>Text Set 3</b>                      Finding Your Way in a New Place</p> <p>Grandfather Counts                      The Have a Good Day Cafe                      Home at Last                      Roses For Gita                      Mango, Abuela, and Me</p>	<p><b>MGT U3</b>                      Engaging in Classroom Literacy</p> <p><b>Day 1</b>                      MGT U3 RML 1</p> <p><b>Day 2</b>                      MGT U3 RML3</p> <p><b>Day 3</b>                      MGT U3 RML 4</p> <p><b>Day 4</b>                      MGT U3 RML 5</p> <p><b>LA U1</b>                      Thinking and Talking About Books</p> <p><b>Day 5</b>                      LA U1 RML 1</p>	<p><b>LA U6, cont'd</b>                      Understanding Fiction and Nonfiction Genres</p> <p><b>Day 1</b>                      LA U6 RML 4</p> <p><b>LA U5</b>                      Getting Started with Book Clubs                      (Adjust lessons to address all book conversations not book clubs)</p> <p><b>Day 2</b>                      LA U5 RML 4</p> <p><b>Day 3</b>                      LA U5 RML 5</p> <p><b>Day 4</b>                      LA U5 RML 6</p> <p><b>Day 5</b>                      LA U5 RML 7</p>	<p>LA U6                      p. 181</p> <p>LA U5                      p. 163</p> <p>MGT U3                      p. 109</p> <p>LA U1                      p. 123</p>	IRA or RML	<p><b>LSR 5</b>                      Recognize and Say Consonant Clusters That Blend Two or Three Consonant Sounds (Onsets)                      (Multisensory: Beginning Blends)</p> <p><b>LSR 6</b>                      Hear and Identify Long Vowel Sounds in Words and Letters That Represent Them.                      (Multisensory: ea, oa, ai, ee, igh, i-e, o-e, u-e, a-e)</p> <p><b>LSR 7</b>                      Recognize and Use Long Vowel Sounds in Words with Silent e                      (Multisensory: magic e)</p>	<p><b>LSR 5</b>                      Assessments B, J, or K</p> <p><b>LSR 6</b>                      Assessments E, J, or N</p> <p><b>LSR 7</b>                      Assessments E, J, or N</p>	Narrative: Start with Revving Up Your Writing Muscles (online resources)
<b>4</b> Aug. 24 - 28 (5 days)	<p><b>Text Set #3, cont'd</b>                      Finding Your Way in a New Place</p> <p>Grandfather Counts                      The Have a Good Day Cafe                      Home at Last                      Roses For Gita                      Mango, Abuela, and Me</p> <p><b>Text Set #4</b>                      Memory Stories</p> <p>When I Was Young in the Mountains                      Bigmama's                      Aunt Flossie's Hat (and Crab Cakes Later)                      I Love Saturdays y domingos                      The Rainbow Tulip</p>	N/A	<p><b>LA U1</b>                      Thinking and Talking About Books</p> <p><b>Day 1</b>                      LA U1 RML 2</p> <p><b>Day 2</b>                      LA U1 RML 3</p> <p><b>Day 3</b>                      LA U1 RML 4</p> <p><b>LA U22</b>                      Understanding Plot</p> <p><b>Day 4</b>                      LA 22 RML 1</p> <p><b>Day 5</b>                      LA 22 RML 2</p>	<p>LA U1                      p. 123</p>	IRA or RML	<p><b>LSR 8</b>                      Contrast Short and Long Vowel Sounds in Words                      (Multisensory: Short / Long vowels)</p> <p><b>LSR 9</b>                      Recognize and Use y as a Vowel Sound                      (Multisensory: Consonant-Y endings)</p> <p><b>SP 1</b>                      Recognize and Use Phonograms with VC Pattern                      (Multisensory: CVC)</p>	<p><b>LSR 8</b>                      Assessments E, F, G, J, or N</p> <p><b>SP 1</b>                      Assessments A, B, C, D, E, or F</p>	Narrative: Start with Revving Up Your Writing Muscles (online resources)






1. Red = Curriculum Related
2. Blue = Schedule Related
3. Black = Everything Else

## Second Grade Curriculum Map

Week	IRA	RML		RR	PWS			
	Interactive Read Aloud	Reading Mini Lessons (Building a Reading Community)		Response to Reading	Phonics, Spelling & Word Study	Writing		
	Text Set	Lesson	Page #	IRA or RML Circle which resource used:	Lesson	Possible Assessments	Unit	
<b>5</b> Aug. 31 - Sept. 4 (5 days)	<p><b>Text Set #4, cont'd</b>  <b>Memory Stories</b></p> <p>When I Was Young in the Mountains                      Bigmama's Aunt Flossie's Hat (and Crab Cakes Later)                      I Love Saturdays y domingos                      The Rainbow Tulip</p> <p><b>Text Set #5</b>  <b>Tommie dePaola: Writing From Life</b></p> <p>The Art Lesson                      Nana Upstairs &amp; Nana Downstairs                      Strega Nona                      Bill and Pete                      Bill and Pete Go Down the Nile</p>	N/A	<p><b>LA U22, cont'd</b>  <b>Understanding Plot</b></p> <p><b>Day 1</b>                      LA U22 RML 3</p> <p><b>WAR U1</b>  <b>Introducing a Reader's Notebook</b></p> <p><b>Day 2</b>                      WAR U1 RML1</p> <p><b>Day 3</b>                      WAR U1 RML2</p> <p><b>Day 4</b>                      WAR U1 RML 3</p> <p><b>Day 5</b>                      WAR U1 RML 4</p>	LA U22 p. 355  WAR U1 p. 465	IRA or RML	<p><b>SP 2</b>                      Recognize and Use Phonogram Patterns with a Short Vowel Sound in Single-syllable Words (Multisensory: CVC)</p> <p><b>SP 3</b>                      Recognize and Use Phonograms with VCe Pattern (Multisensory: Magic e)</p> <p><b>SP 4</b>                      Recognize and Use Phonograms with VCe Pattern (Multisensory: Magic e)</p>	<p><b>SP 2</b>                      Assessments                      A, B, C, D, E, or F</p> <p><b>SP 3</b>                      Assessments                      A, B, C, D, E, or F</p> <p><b>SP 4</b>                      Assessments                      A, B, C, D, E, or F</p>	<b>Narrative: Start with Revving Up Your Writing Muscles (online resources)</b>
<b>6</b> Sept. 7 - 11 (4 days)  Labor Day (Sept. 7)	<p><b>Text Set #5, cont'd</b>  <b>Tommie dePaola: Writing From Life</b></p> <p>The Art Lesson                      Nana Upstairs &amp; Nana Downstairs                      Strega Nona                      Bill and Pete                      Bill and Pete Go Down the Nile</p> <p><b>Text Set #6</b>  <b>Exploring the Natural World: Insects</b></p> <p>*1. When Lightning Comes in a Jar                      Bugs A-Z                      The Bugliest Bud                      Bugs For Lunch</p>	N/A	<p><b>WAR U1</b>  <b>Introducing a Reader's Notebook</b></p> <p><b>Day 1</b>                      WAR U1 RML 5</p> <p><b>Day 2</b>                      WAR U1 RML 6</p> <p><b>LA U3</b>  <b>Studying Authors and Illustrators</b></p> <p><b>Day 3</b>                      LA U3 RML 1</p> <p><b>Day 4</b>                      LA U3 RML 2</p>	WAR U1 p. 465  LA U3 p. 145	IRA or RML	<p><b>SP 5</b>                      Recognize and Use Phonograms with VCe Pattern (Multisensory: Magic e)</p> <p><b>SP 6</b>                      Recognize and Use Phonograms with a VCe Pattern. (Multisensory: Magic e)</p> <p><b>SP 7</b>                      Recognize and Use Phonograms that end with a double consonant (Multisensory: Spelling Rule-ff, ll, ss, zz)</p>	<p><b>SP 5</b>                      Assessments                      A, B, C, D, E, or F</p> <p><b>SP 6</b>                      Assessments                      A, B, C, D, E, or F</p> <p><b>SP 7</b>                      Assessments                      A, B, C, D, E, F, or G</p>	<b>Narrative: Start with Revving Up Your Writing Muscles (online resources)</b>


- 1. Red = Curriculum Related
- 2. Blue = Schedule Related
- 3. Black = Everything Else

## Second Grade Curriculum Map

Week							
	Interactive Read Aloud			Response to Reading	Phonics, Spelling & Word Study		Writing
	Text Set	Lesson	Page #	IRA or RML Circle which resource used:	Lesson	Possible Assessments	Unit
<b>7</b> Sept. 14 - 18 (5 days)	<p style="text-align: center;"><b>Text Set #6, cont'd</b>  <b>Exploring the Natural World:</b>  <b>Insects</b></p> <p style="color: red;">*1. When Lightning Comes in a Jar                      Bugs A-Z                      The Bugliest Bud                      Bugs For Lunch</p> <p style="text-align: center;"><b>Text Set #7</b>  <b>Exploring Narrative Nonfiction</b>  <b>Texts</b></p> <p style="text-align: center;">Cactus Hotel                      A Log's Life                      Salmon Stream                      Think Like an Eel</p>	<p style="text-align: center;"><b>LA U23</b>  <b>Understanding Characters'</b>  <b>Feelings, Motivations, and</b>  <b>Intentions</b></p> <p style="text-align: center;"><b>Day 1</b>                      LA U23 RML1</p> <p style="text-align: center;"><b>Day 2</b>                      LA U23 RML2</p> <p style="text-align: center;"><b>Day 3</b>                      LA U23 RML 3</p> <p style="text-align: center;"><b>Day 4</b>                      LA U23 RML 4</p> <p style="text-align: center;"><b>Day 5</b>                      LA U23 RML 5</p>	LA U23 p. 363	IRA or RML	<p style="text-align: center;"><b>SP 8</b>                      Recognize and Use Phonograms                      with ending consonant clusters                      (Multisensory: ending blends, st)</p> <p style="text-align: center;"><b>WSA 13</b>                      Use a Study Routine to Spell a                      Word</p> <p style="text-align: center;"><b>WSA 14</b>                      Use a Study Routine to Spell a                      Word</p>	<p style="text-align: center;"><b>SP 8</b>                      Assessments                      A, B, C, D, E, or F</p>	<p style="text-align: center;"><b>Narrative: Start with Revving                      Up Your Writing Muscles</b>                      (online resources)</p>
<b>8</b> Sept. 21 - 25 (5 days)	<p style="text-align: center;"><b>Text Set #7, cont'd</b>  <b>Exploring Narrative Nonfiction</b>  <b>Texts</b></p> <p style="text-align: center;">Cactus Hotel                      A Log's Life                      Salmon Stream                      Think Like an Eel</p> <p style="text-align: center;"><b>Text Set # 8</b>  <b>Seymour Simon: A Scientific</b>  <b>Eye</b>                      (2 days for each Seymour                      Simon Book)</p> <p style="text-align: center;">Cats                      Penguins                      Dogs                      Frogs                      Dolphins</p>	<p style="text-align: center;"><b>LA U12</b>  <b>Studying Narrative Nonfiction</b></p> <p style="text-align: center;"><b>Day 1</b>                      LA U12 RML 1</p> <p style="text-align: center;"><b>Day 2</b>                      LA U12 RML 2</p> <p style="text-align: center;"><b>Day 3</b>                      LA U12 - RML3</p> <p style="text-align: center;"><b>Day 4</b>                      LA U12 RML 4</p> <p style="text-align: center;"><b>Day 5</b>                      LA U12 RML 5</p>	LA U12 p. 243	IRA or RML	<p style="text-align: center;"><b>WSA 15</b>                      Use Known Words to Spell an                      Unknown</p> <p style="text-align: center;"><b>WSA 16</b>                      Attempt to Spell an Unknown                      Word</p> <p style="text-align: center;"><b>WSA 1</b>                      Identify Words that End the Same                      and Use Them to Solve Known                      Words</p>	<p style="text-align: center;"><b>WSA 1</b>                      Assessments                      A, B, C, D, F, or G</p>	<p style="text-align: center;"><b>Narrative: Start with Revving                      Up Your Writing Muscles</b>                      (online resources)</p>


- 1. Red = Curriculum Related
- 2. Blue = Schedule Related
- 3. Black = Everything Else

## Second Grade Curriculum Map

Week	IRA	RML		RR	PWS		
	Interactive Read Aloud	Reading Mini Lessons		Response to Reading	Phonics, Spelling & Word Study		Writing
	Text Set	Lesson	Page #	IRA or RML Circle which resource used:	Lesson	Possible Assessments	Unit
<b>9</b> Sept. 28 - Oct. 2 (5 days)  End of 1st Quarter (Oct. 2)	<b>Text Set # 8, cont'd</b> <b>Seymour Simon: A Scientific Eye</b> (2 days for each Seymour Simon Book)  Cats Penguins Dogs Frogs Dolphins	WAR U2 Using Reader's Notebook  <b>Day 1</b> WAR U2 RML 1  <b>Day 2</b> WAR U2 RML 2  <b>Day 3</b> WAR U2 RML 3  <b>LA U3</b> <b>Studying Authors and Illustrators</b> (Seymour Simon)  <b>Day 4</b> LA U3 RML 1  <b>Day 5</b> LA U3 RML 2	WAR U2 p. 479  LA U3 p.145	IRA or RML	<b>WSA 2</b> Recognize the Sequence of Sounds to Read a Word (Multisensory: Pound and Tap)  <b>WSA 3</b> Recognize the Sequence of Letters to Read A word or Word Part (Multisensory: Pound and Tap)  <b>WSA 4</b> Use Knowledge of Letter-Sound Relationships to Monitor Word-Solving Accuracy (Multisensory: Pound and Tap)	<b>WSA 2</b> Assessments D, F, or G  <b>WSA 3</b> Assessments D, F, or G  <b>WSA 4</b> Assessments D, F, or G	<b>Narrative: Start with Revving Up Your Writing Muscles</b> (online resources)
<b>October 5 - 9, 2020 = FALL BREAK!!</b>							
<b>10</b> Oct. 12 - 16 (4 days)  P/T Conferences (Oct. 16)	<b>Text Set # 8, cont'd</b> <b>Seymour Simon: A Scientific Eye</b> (2 days for each Seymour Simon Book)  Cats Penguins Dogs Frogs Dolphins	WAR U2 Using a Reader's Notebook  <b>Day 1</b> WAR U2 RML 4  <b>Day 2</b> WAR U2 RML 5  <b>LA U2</b> <b>Expressing Opinions About Books</b>  <b>Day 3</b> LA U2 RML 1  <b>Day 4</b> LA U2 RML 2	WAR U2 p. 479  LA U2 p. 133	IRA or RML	<b>WSA 5</b> Recognize and Use Onsets and Rimes to Read Words  <b>WSA 6</b> Use Onsets and Rimes in Known Parts to Read and Write Other Words with the Same Parts  <b>WSA 7</b> Identify Words That Have the Same Letter Pattern and Use Them to Solve an Unknown Word (Multisensory: ay, ow, ou)	<b>WSA 5</b> Assessments C, D, F, or G  <b>WSA 6</b> Assessments C or F  <b>WSA 7</b> Assessments A, B, C, D, F, or G	<a href="#">Informative: How to Guide for Nonfiction Writing (Book 2)</a> & <a href="#">Complete the Informative On Demand Writing Prompt</a>  (Click on the link above to access the Informative On Demand Writing Prompt)


1. Red = Curriculum Related
2. Blue = Schedule Related
3. Black = Everything Else

## Second Grade Curriculum Map

Week	IRA	RML		RR	PWS		
	Interactive Read Aloud	Reading Mini Lessons		Response to Reading	Phonics, Spelling & Word Study		Writing
	Text Set	Lesson	Page #	IRA or RML Circle which resource used:	Lesson	Possible Assessments	Unit
<b>11</b> Oct. 19 - 23 (5 days)	<b>Text Set # 8, cont'd</b> <b>Seymour Simon: A Scientific Eye</b> (2 days for each Seymour Simon Book) Cats Penguins Dogs Frogs Dolphins  <b>Text Set #9</b> <b>Finding Beauty in the World Around You.</b>  1. <span style="color: red;">Something Beautiful</span> Last Stop on Market Street The Gardener Jamaica Louise James Wanda's Roses	<b>LA U2</b> <b>Expressing Opinions About Books</b>  <b>Day 1</b> LA U2 RML 3  <b>LA U4</b> <b>Giving a Book Talk</b>  <b>Day 2</b> LA U4 RML 1  <b>Day 3</b> LA U4 RML 2  <b>Day 4</b> LA U4 RML 3  <b>Day 5</b> LA U4 RML 4	LA U2 p. 133  LA U4 p.153	IRA or RML	<b>WSA 8</b> Break a Word into Syllables to Decode Manageable Units  <b>WSA 9</b> Add a Consonant Cluster or a Consonant Digraph to the Beginning or End of a Word  <b>WSA 10</b> Remove a Consonant Cluster or a Consonant Digraph to the Beginning or End of a Word	<b>WSA 8</b> Assessments D, F, or G  <b>WSA 9</b> Assessments E or F  <b>WSA 10</b> Assessments E or F	<b>Informative: How to Guide for Nonfiction Writing (Book 2)</b>
<b>12</b> Oct. 26 - 30 (5 days)	<b>Text Set #9, cont'd</b> <b>Finding Beauty in the World Around You.</b>  1. <span style="color: red;">Something Beautiful</span> Last Stop on Market Street The Gardener Jamaica Louise James Wanda's Roses  <span style="color: red;">REVISIT</span>	<b>WAR U3</b> <b>Writing Letters About Reading</b>  <b>Day 1</b> WAR U3 RML1  <b>Day 2</b> WAR U3 RML 2  <b>Day 3</b> WAR U3 RML3  <b>Day 4</b> WAR U3 RML4  <b>Day 5</b> WAR U3 RML5	WAR U3 p. 491	IRA or RML	<b>WS 1</b> Recognize and Use Syllables in Words with Double Consonants  <b>WS 2</b> Identify Syllables in Words with Three or More Syllables  <b>WS 3</b> Identify Syllables in Words with Three or More Syllables	<b>WS 1</b> Assessments A, B, or J  <b>WS 2</b> Assessments A, B, or J  <b>WS 3</b> Assessments A, B, or J	<b>Informative: How to Guide for Nonfiction Writing (Book 2)</b>


1. Red = Curriculum Related
2. Blue = Schedule Related
3. Black = Everything Else

## Second Grade Curriculum Map

Week	IRA	RML		RR	PWS		
	Interactive Read Aloud	Reading Mini Lessons		Response to Reading	Phonics, Spelling & Word Study		Writing
	Text Set	Lesson	Page #	IRA or RML Circle which resource used:	Lesson	Possible Assessments	Unit
<b>13</b> Nov. 2 - 6 (5 days)	<b>Text Set #10</b> <b>The Pleasure of Giving</b> Sam and the Lucky Money The Birthday Swap Those Shoes My Row and Piles of Coins  <span style="color: red;">REVISIT</span>	<b>WAR U3, cont'd</b> <b>Writing Letters About Reading</b>  <b>Day 1</b> WAR U3 RML6  <b>SAS U2</b> <b>Solving Words</b>  <b>Day 2</b> SAS U2 RML 1  <b>Day 3</b> SAS U2 RML 2  <b>Day 4</b> SAS U2 RML 3  <b>Day 5</b> SAS U2 RML 4	<b>WAR U3</b> p. 491  <b>SAS U2</b> p. 423	IRA or RML	<b>WS 4</b> Recognize and Use Compound Words  <b>WS 5</b> Recognize and Use Compound Words that Have Frequently Used Words  <b>WMV 1</b> Recognize and Use Concept Words	<b>WS 4</b> Assessment C  <b>WS 5</b> Assessment C  <b>WMV 1</b> Assessments A, B, C, or G	<b>Informative: How to Guide for Nonfiction Writing (Book 2)</b>
<b>14</b> Nov. 9 - 13 (5 days)	<b>Text Set #11</b> <b>Jan Brett: Creating Imaginary Worlds</b>  Comet's Nine Lives Berloiz the Bear Town Mouse, Country Mouse Honey...Honey...Lion!	<b>SAS U2, cont'd</b> <b>Solving Words</b>  <b>Day 1</b> SAS U2 RML 5  <b>Day 2</b> SAS U2 RML 6  <b>Day 3</b> SAS U2 RML 7  <b>Day 4</b> SAS U2 RML 8  <b>Day 5</b> SAS U2 RML 9	<b>SAS U2</b> p.423	IRA or RML	<b>WMV 2</b> Recognize and Use Concept Words  <b>WMV 3</b> Recognize and Use Synonyms  <b>WSA 11</b> Use Connections Between and Among Words That Mean the Same or Almost the Same to Solve an Unknown Word	<b>WMV 2</b> Assessments D or G  <b>WMV 3</b> Assessments E or G	<b>Informative: How to Guide for Nonfiction Writing (Book 2)</b>

- 1. Red = Curriculum Related
- 2. Blue = Schedule Related
- 3. Black = Everything Else


## Second Grade Curriculum Map

Week	IRA	RML		RR	PWS		
	Interactive Read Aloud	Reading Mini Lessons		Response to Reading	Phonics, Spelling & Word Study		Writing
	Text Set	Lesson	Page #	IRA or RML Circle which resource used:	Lesson	Possible Assessments	Unit
<b>15</b> Nov. 16 - 20 (5 days)	<b>Text Set #12</b> <b>Exploring Different Cultures: Folktales</b>  The Empty Pot How Chipmunk Got His Stripes The Treasure Nine-in-One Grr! Grr! When the Sky is Far Away: A Nigerian Folktale	<b>LA U3</b> <b>Studying Author's and Illustrators</b> (Jan Brett)  <b>Day 1</b> LA U3 RML 1  <b>LA U26</b> <b>Studying Illustrations in Fiction Books</b>  <b>Day 2</b> LA U26 RML 1  <b>Day 3</b> LA U26 RML 2  <b>Day 4</b> LA U26 RML 3  <b>Day 5</b> LA U26 RML 4	<b>LA U3</b> p. 145  <b>LA U26</b> p. 399	IRA or RML	<b>HFW 1</b> Recognize and Use High-Frequency Words with Three or More Letters  <b>HFW 2</b> Recognize and Use High-Frequency Words with Three or More Letters  <b>HFW 3</b> Recognize and Use High-Frequency Words with Three or More Letters	<b>HFW 1</b> Assessments A, B, or C  <b>HFW 2</b> Assessments A, B, or C  <b>HFW 3</b> Assessments A, B, or C	<b>Informative: How to Guide for Nonfiction Writing (Book 2)</b>
<b>16</b> Nov. 23 - 27 (2 days)  Thanksgiving Break (Nov. 25 -27)	<b>REVISIT</b>	<b>LA U26, cont'd</b> <b>Studying Illustrations in Fiction Books</b>  <b>Day 1</b> LA U26 RML 5  <b>Day 2</b> LA U26 RML 6	<b>LA U26</b> p. 399	IRA or RML	<b>WSA 12</b> Use Connections Between and Among Words That Mean the Opposite or Almost the Opposite to Solve an Unknown Word	N/A	<b>Informative: How to Guide for Nonfiction Writing (Book 2)</b>

1. Red = Curriculum Related
2. Blue = Schedule Related
3. Black = Everything Else




## Second Grade Curriculum Map

Week	IRA	RML	RR	PWS			
	Interactive Read Aloud	Reading Mini Lessons		Response to Reading	Phonics, Spelling & Word Study	Writing	
	Text Set	Lesson	Page #	IRA or RML Circle which resource used:	Lesson	Possible Assessments	Unit
<b>17</b> Nov. 30 - Dec. 4 (5 days)	<b>Text Set #13</b> <b>Exploring Trickster Tales</b>  1. <span style="color: red;">The Turtle and the Monkey</span> 2. <span style="color: blue;">Tops and Bottoms</span> 3. <span style="color: red;">Borreguita and the Coyote</span> 4. <span style="color: red;">Zomo the Rabbit: A Trickster Tale from West Africa</span> Jubuti the Tortoise: A Trickster Tale from the Amazon	<b>LA U26, cont'd</b> <b>Studying Illustrations in Fiction Books</b>  Day 1 LA U26 RML 7  <b>LA U21</b> <b>Thinking About Where Stories Take Place</b>  Day 2 LA U21 RML 1  Day 3 LA U21 RML 2  Day 4 LA U21 RML 3  <b>LA U19</b> <b>Studying Trickster Tales</b>  Day 5 LA U19 RML 1	LA U26 p. 399  LA U21 p. 347  LA U19 p. 327	IRA or RML	<b>HFW 4</b> Recognize and Use High-Frequency Words with Three or More Letters  <b>HFW 5</b> Read and Write Approximately One Hundred High-Frequency Words  <b>SP 9</b> Recognize and Use Phonograms with Ending Consonant Clusters (VCC)	<b>HFW 4</b> Assessments A, B, or C  <b>HFW 5</b> Assessments A, B, or C  <b>SP 9</b> Assessments A, B, C, D, E, or F	<b>Informative: How to Guide for Nonfiction Writing (Book 2)</b>
<b>18</b> Dec. 7 - 11 (5 days)	<b>Text Set #14</b> <b>Humorous Characters</b>  Tacky the Penguin Three Cheers for Tacky Edward the Emu Edwina the Emu Missing Nelson is Missing! Miss Nelson is Back	<b>LA U19</b> <b>Studying Trickster Tales</b>  Day 1 LA U19 RML 2  Day 2 LA U19 RML 3  Day 3 LA U19 RML 4  Day 4 LA U19 RML 5  <b>WAR U4</b> <b>Writing About Fiction in a Reader's Notebook</b>  Day 5 WAR U4 RML 1	LA U19 p. 327  WAR U4 p.505	IRA or RML	<b>SP 10</b> Recognize and Use Phonograms with Ending Consonant Clusters  <b>SP 11</b> Recognize and Use Phonograms with a Double Vowel (VVC)  <b>SP 12</b> Recognize and Use Phonograms with a Double Vowel (VVC)	<b>SP 10</b> Assessments A, B, C, D, E, or F  <b>SP 11</b> Assessments A, B, C, D, E, or F  <b>SP 12</b> Assessments A, B, C, D, E, or F	<b>Informative: How to Guide for Nonfiction Writing (Book 2)</b>


- 1. Red = Curriculum Related
- 2. Blue = Schedule Related
- 3. Black = Everything Else

## Second Grade Curriculum Map

Week	IRA	RML	RR	PWS			
	Interactive Read Aloud	Reading Mini Lessons		Response to Reading	Phonics, Spelling & Word Study	Writing	
	Text Set	Lesson	Page #	IRA or RML Circle which resource used:	Lesson	Possible Assessments	Unit
<b>19</b> Dec. 14 - 18 (5 days) <i>End of 2nd Quarter</i>	<b>Text Set #14, cont'd                      Humorous Characters</b>  Tacky the Penguin Three Cheers for Tacky Edward the Emu Edwina the Emu Missing Nelson is Missing! Miss Nelson is Back	<b>WAR U4                      Writing About Fiction in a                      Reader's Notebook</b>  <b>Day 1</b> WAR U4 RML 2  <b>Day 2</b> WAR U4 RML 3  <b>Day 3</b> WAR U4 RML 4  <b>Day 4</b> OPEN  <b>Day 5</b> OPEN		IRA or RML	<b>SP 13</b> Recognize and Use Phonograms with Vowel Combinations (VVC) (Multisensory: ai, short a)  <b>SP 14</b> Recognize and Use Phonograms with Vowel Combinations (VVC) (Multisensory: ai, ea, oa)  <b>WS 6</b> Understand the Concept of a Contraction	<b>SP 13</b> Assessments A, B, C, D, E, or F  <b>SP 14</b> Assessments A, B, C, D, E, or F  <b>WS 6</b> Assessments D or K	<b>Informative: How to Guide for                      Nonfiction Writing (Book 2)</b>
<b>December 21 - January 4 = WINTER BREAK                      (January 4th is a Teacher Work Day!)</b>							






1. Red = Curriculum Related
2. Blue = Schedule Related
3. Black = Everything Else

## Second Grade Curriculum Map

Week	IRA	RML		RR	PWS		
	Interactive Read Aloud	Reading Mini Lessons		Response to Reading	Phonics, Spelling & Word Study		Writing
	Text Set	Lesson	Page #	IRA or RML Circle which resource used:	Lesson	Possible Assessments	Unit
<b>20</b>  Jan. 4 - 8 (4 days)  <i>Teacher Work Day</i> (Jan. 4)	<b>Text Set #15</b> <b>Helen Lester: Using Humor</b>  Hooway for Wodney Wat Listen Buddy All for Me and None for All Princess Penelope's Parrot Author: A True Story	<b>LA U11</b> <b>Noticing Text Resources</b>  <b>Day 1</b> LA U11 RML 1  <b>Day 2</b> LA U11 RML 2  <b>Day 3</b> LA U11 RML 3  <b>Day 4</b> LA U11 RML 4	<b>LA U11</b> p. 229	IRA or RML	<b>SP 13</b> Recognize and Use Phonograms with Vowel Combinations (VVC) (Multisensory: ai, short a)  <b>SP 14</b> Recognize and Use Phonograms with Vowel Combinations (VVC) (Multisensory: ai, ea, oa)	<b>SP 13</b> Assessments A, B, C, D, E, or F  <b>SP 14</b> Assessments A, B, C, D, E, or F	<b>Persuasive: Write About Reading (Book 3) &amp; Complete the Persuasive On Demand Writing Prompt</b>  (Click on the link above to access the Persuasive On Demand Writing Prompt)
<b>21</b>  Jan. 11 - 15 (5 days)	<b>Text Set #15, cont'd</b> <b>Helen Lester: Using Humor</b>  Hooway for Wodney Wat Listen Buddy All for Me and None for All Princess Penelope's Parrot Author: A True Story  <b>Text Set #16</b> <b>Facing Challenges</b>  Courage Roller Coaster Mirette on the Highwire Suki's Kimono Abuela's Weave	<b>LA U11, cont'd</b> <b>Noticing Text Resources</b>  <b>Day 1</b> LA U11 RML 5  <b>Day 2</b> LA U11 RML 6  <b>LA U3</b> <b>Studying Authors and Illustrators (Helen Lester)</b>  <b>Day 3</b> LA U3 RML 1  <b>Day 4</b> LA U3 RML 2  <b>SAS U3</b> <b>Maintaining Fluency</b>  <b>Day 5</b> SAS U3 RML 1	<b>LA U11</b> p. 229  <b>LA U3</b> p. 145  <b>SAS U3</b> p. 443	IRA or RML	<b>WS 6</b> Understand the Concept of a Contraction  <b>WS 7</b> Recognize and Use Contractions with "am" and "are"  <b>WS 8</b> Recognize and Use Contractions with "will"	<b>WS 6</b> Assessments D or K  <b>WS 7</b> Assessments D or K  <b>WS 8</b> Assessments D or K	<b>Persuasive: Write About Reading (Book 3)</b>


1. Red = Curriculum Related
2. Blue = Schedule Related
3. Black = Everything Else

## Second Grade Curriculum Map

Week							
	Interactive Read Aloud	Reading Mini Lessons		Response to Reading	Phonics, Spelling & Word Study		Writing
	Text Set	Lesson	Page #	IRA or RML Circle which resource used:	Lesson	Possible Assessments	Unit
<b>22</b>  Jan. 18 - 22 (4 days)  Martin Luther King Jr. Day (Jan. 18)	<b>Text Set #16</b> <b>Facing Challenges</b>  Courage Roller Coaster Mirette on the Highwire Suki's Kimono Abuela's Weave  <b>Text Set #17</b> <b>The Importance of Determination</b>  1.Earings 2.Brave Irene Brontorina Tia Isa Wants a Car Galimoto	<b>SAS U3, cont'd</b> <b>Maintaining Fluency</b>  <b>Day 1</b> SAS U3 RML 2  <b>Day 2</b> SAS U3 RML 3  <b>Day 3</b> SAS U3 RML 4  <b>Day 4</b> SAS RML 5  <b>Day 5</b> SAS RML 6	<b>SAS U3</b> p. 443	IRA or RML	<b>WS 9</b> Recognize and Use Possessives with Vowel Combinations (VVC)  <b>WS 10</b> Recognize and Use the Ending -s When Making a Verb Agree With Its Subject	<b>WS 9</b> Assessments E  <b>WS 10</b> Assessments F or L	<b>Persuasive: Write About Reading (Book 3)</b>
<b>23</b>  Jan. 25 - Jan. 29 (5 days)	<b>Text Set #17, cont'd</b> <b>The Importance of Determination</b>  1.Earings 2.Brave Irene Brontorina Tia Isa Wants a Car Galimoto	<b>SAS U3, cont'd</b> <b>Maintaining Fluency</b>  <b>Day 1</b> SAS RML 6  <b>LA U24</b> <b>Understanding Character Traits</b>  <b>Day 2</b> LA U24 RML 1  <b>Day 3</b> LA U24 RML 2  <b>Day 4</b> LA U24 RML 3  <b>Day 5</b> LA U25 RML 4	<b>SAS U3</b> p. 443  <b>LA U24</b> p. 375	IRA or RML	<b>WS 11</b> Recognize and Use the Ending -ed When Forming the Past Tense of a Verb  <b>WS 12</b> Recognize and Use the Ending -ed When Forming the Past Tense of a Verb  <b>WS 13</b> Understand That the Ending -ed Can Represent Several Different Sounds	<b>WS 11</b> Assessments F or L  <b>WS 12</b> Assessments F or L  <b>WS 13</b> Assessments F or L	<b>Persuasive: Write About Reading (Book 3)</b>






- 1. Red = Curriculum Related
- 2. Blue = Schedule Related
- 3. Black = Everything Else

## Second Grade Curriculum Map

Week	IRA	RML	RR	PWS			
	Interactive Read Aloud	Reading Mini Lessons		Response to Reading	Phonics, Spelling & Word Study	Writing	
	Text Set	Lesson	Page #	IRA or RML Circle which resource used:	Lesson	Possible Assessments	Unit
<b>24</b> Feb. 1 - 5 (5 days)	REVISIT	LA U24, cont'd Understanding Character Traits  Day 1 LA U24 RML 5  Day 2 LA U24 RML 6  WAR U4 Writing About Fiction in a Reader's Notebook  Day 3 WAR U4 RML 5  Day 4 WAR U4 RML 6  LA U25 Thinking About Character Change  Day 5 LA U25 RML 1	LA U24 p. 375  WAR U4 p. 505  LA U25 p. 389	IRA or RML	WS 14 Understand That the Ending -ed Can Represent Several Different Sounds  WS 15 Recognize and Use Common Abbreviations and Understand the Full Form of the Words They Shorten  WS 16 Recognize and Use Plurals That Add -es to Words	WS 14 Assessments F or L  WS 16 Assessments G or M	Persuasive: Write About Reading (Book 3)
<b>25</b> Feb. 7 - 12 (4 days)  Teacher In-Service Day (Feb. 12)	Text Set #18 Simple Biography  Zora Hurston and the Chinaberry Tree Celia Cruz, Queen of Salsa Manfish: A Story of Jacques Cousteau Snowflake Bentley The Pot that Juan Built	LA U25, cont'd Thinking About Character Change  Day 1 LA U25 RML 2  Day 2 LA U25 RML 3  Day 3 LA U25 RML 4  WAR U4 Writing About Fiction in a Reader's Notebook  Day 4 WAR U4 RML 7	LA U25 p. 389  WAR U4 p. 505	IRA or RML	HFW 6 Read and Write Approximately One Hundred High-Frequency Words  HFW 7 Read and Write Approximately One Hundred High-Frequency Words	HFW 6 Assessments A, B, or C  HFW 7 Assessments A, B, or C	Persuasive: Write About Reading (Book 3)


1. Red = Curriculum Related
2. Blue = Schedule Related
3. Black = Everything Else

## Second Grade Curriculum Map

Week							
	Interactive Read Aloud	Reading Mini Lessons		Response to Reading	Phonics, Spelling & Word Study	Writing	
	Text Set	Lesson	Page #	IRA or RML Circle which resource used:	Lesson	Possible Assessments	Unit
<b>26</b>  Feb. 15 - 19 (4 days)  President's Day (Feb. 15)	<p style="text-align: center;"><b>Text Set #18, cont'd Simple Biography</b></p> <p>Zora Hurston and the Chinaberry Tree Celia Cruz, Queen of Salsa Manfish: A Story of Jacques Cousteau Snowflake Bentley The Pot that Juan Built</p> <p style="text-align: center;"><b>Text Set #19 Gail Gibbons: Exploring the World through Nonfiction</b></p> <p>Penguins Giant Pandas <span style="color: red;">The Honey Makers (LA U15 RML 2)</span> The Moon Book</p>	<p style="text-align: center;"><b>LA U13 Simple Biographies</b></p> <p style="text-align: center;"><b>Day 1</b> LA U13 RML 1</p> <p style="text-align: center;"><b>Day 2</b> LA U13 RML 2</p> <p style="text-align: center;"><b>Day 3</b> LA U13 RML 3</p> <p style="text-align: center;"><b>Day 4</b> <span style="color: red;">OPEN</span></p>	<p style="text-align: center;">LA U13 p. 255</p>	IRA or RML	<p style="text-align: center;"><b>HFW 8</b> Read and Write Approximately One Hundred High-Frequency Words</p> <p style="text-align: center;"><b>HFW 9</b> Read and Write Approximately Two Hundred High-Frequency Words</p>	<p style="text-align: center;"><b>HFW 8</b> Assessments A, B, or C</p> <p style="text-align: center;"><b>HFW 9</b> Assessments A, B, or C</p>	<b>Persuasive: Write About Reading (Book 3)</b>
<b>27</b>  Feb. 22 - 26 (5 days)	<p style="text-align: center;"><b>Text Set #19, cont'd Gail Gibbons: Exploring the World through Nonfiction</b></p> <p>Penguins Giant Pandas <span style="color: red;">The Honey Makers (LA U15 RML 2)</span> The Moon Book</p> <p style="text-align: center;"><b>Text Set #20 Exploring the Natural World: The Earth</b></p> <p>Our Big Home: An Earth Poem On Earth River Story Volcano Rising Tiny Creatures: The World of Microbes</p>	<p style="text-align: center;"><b>LA U15 Thinking About the Topic in Nonfiction Books</b></p> <p style="text-align: center;"><b>Day 1</b> LA U15 RML 1</p> <p style="text-align: center;"><b>Day 2</b> LA U15 RML 2</p> <p style="text-align: center;"><b>Day 3</b> LA U15 RML 3</p> <p style="text-align: center;"><b>Day 4</b> LA U15 RML 4</p> <p style="text-align: center;"><b>Day 5</b> LA U15 RML 5</p>	<p style="text-align: center;">LA U15 p. 275</p>	IRA or RML	<p style="text-align: center;"><b>LSR 10</b> Recognize and Use Concept Words (Multisensory: th, sh, ch)</p> <p style="text-align: center;"><b>LSR 11</b> Recognize and Use Two Consonant Letters That Represent One Sound in the Middle of a Word (Multisensory: th, sh, ch, ph)</p> <p style="text-align: center;"><b>LSR 12</b> Recognize and Use Middle Consonant Sounds Sometimes Represented by Double Consonant Letters (Multisensory: Syllable Division Pattern 1)</p>	<p style="text-align: center;"><b>LSR 10</b> Assessments A, D, I, J, OR M</p>	<b>Persuasive: Write About Reading (Book 3)</b>


1. Red = Curriculum Related
2. Blue = Schedule Related
3. Black = Everything Else

## Second Grade Curriculum Map

Week	IRA	RML		RR	PWS		
	Interactive Read Aloud	Reading Mini Lessons		Response to Reading	Phonics, Spelling & Word Study		Writing
	Text Set	Lesson	Page #	IRA or RML Circle which resource used:	Lesson	Possible Assessments	Unit
<b>28</b> Mar. 1 - 5 (5 days)	<b>Text Set #20</b> <b>Exploring the Natural World: The Earth</b>  Our Big Home: An Earth Poem On Earth River Story Volcano Rising Tiny Creatures: The World of Microbes  <span style="color: red;">REVISIT</span>	<b>LA U15</b> <b>Thinking About the Topic in Nonfiction Books</b>  <b>Day 1</b> LA U15 RML 6  <b>Day 2</b> LA U15 RML 7  <b>WAR U5</b> <b>Writing About Nonfiction Books in A Reader's Notebook</b>  <b>Day 3</b> WAR U5 RML 1  <b>Day 4</b> WAR U5 RML 2  <b>Day 5</b> WAR U5 RML 3	<b>LA U15</b> p. 275  <b>WAR U5</b> p.523	IRA or RML	<b>LSR 13</b> Recognize and Use Consonant Clusters at the End of a Word (Multisensory: Ending Blends)  <b>LSR 14</b> Recognize and Use Consonant Clusters at the End of a Word (Multisensory: Ending Blends)  <b>LSR 15</b> Recognize and Use Consonant Clusters at the End of a Word (Multisensory: Ending Blends)	<b>LSR 13</b> Assessments A, C, I, J, or L  <b>LSR 14</b> Assessments A, C, I, J, or L  <b>LSR 15</b> Assessments A, C, I, J, or L	<b>Persuasive: Write About Reading (Book 3)</b>
<b>29</b> Mar. 8 - 12 (5 days)  <span style="color: blue;">End of 3rd Quarter (March 12)</span>	<b>Text Set #21</b> <b>Living and Working Together: Community</b>  Chinatown For You are a Kenyan Child Stella Louella's Runaway Book Amanda and the Blue Tarp School The Library	<b>LA U7</b> <b>Thinking About The Author's Message</b>  <b>Day 1</b> LA U7 RML 1  <b>Day 2</b> LA U7 RML 2  <b>Day 3</b> LA U7 RML 3  <b>Day 4</b> LA U7 RML 4  <b>Day 5</b> <span style="color: red;">OPEN</span>	<b>LA U7</b> p. 191	IRA or RML	<b>LSR 16</b> Recognize and Use Consonant Letters That Represent Two or More Different Sounds at the Beginning of a Word (Multisensory: Hard, Soft C)  <b>LSR 17</b> Recognize and Use Consonant Letters That Represent Two or More Different Sounds at the Beginning of a Word (Multisensory: Hard, Soft c, g, th)  <b>LSR 18</b> Recognize and Use Letter Combinations That Represent Long Vowel Sounds (Multisensory: ai, ee, oa, ay, ea, ow)	<b>LSR 16</b> Assessments A, I, or J  <b>LSR 17</b> Assessments A, I, or J  <b>LSR 18</b> Assessments H or J	<b>Persuasive: Write About Reading (Book 3)</b>

- 1. Red = Curriculum Related
- 2. Blue = Schedule Related
- 3. Black = Everything Else


## Second Grade Curriculum Map

Week	IRA	RML		RR	PWS		
	Interactive Read Aloud	Reading Mini Lessons		Response to Reading	Phonics, Spelling & Word Study		Writing
	Text Set	Lesson	Page #	IRA or RML Circle which resource used:	Lesson	Possible Assessments	Unit
<b>30</b> Mar. 15 - 19 (5 days)	<b>Text Set #22</b> <b>Exploring the Natural World: Birds</b>  1. Feathers: Not Just for Flying The Barn Owls White Owl, Barn Owl Bird Talk: What Birds are Saying and Why Rainbow Crow	<b>SAS U4</b> <b>Summarizing</b>  Day 1 SAS U4 RML 1  Day 2 SAS U4 RML 2  <b>LA U8</b> <b>Thinking About the Author's Purpose</b>  Day 3 LA U8 RML 1  Day 4 LA U8 RML 2  Day 5 LA U8 RML 3	<b>SAS U4</b> p. 457  <b>LA U8</b> p. 201	IRA or RML	<b>WS 17</b> Recognize and Use Plurals That Add -s to Words That End with a Vowel and y  <b>WS 18</b> Recognize and Use Plurals That Add -es to Words That End with a Consonant and y  <b>WS 19</b> Recognize and Use Plurals That Add -es to Words After Changing the Final f or fe to v	<b>WS 17</b> Assessments H or M  <b>WS 18</b> Assessments H or M	<b>Poetry: Big Thoughts in Small Packages (Book 4)</b>
<b>31</b> Mar. 22 - 26 (5 days)	REVISIT	<b>LA U9</b> <b>Analyzing the Writer's Craft</b>  Day 1 LA U9 RML 1  Day 2 LA U9 RML 2  Day 3 LA U9 RML 3  Day 4 LA U9 RML 4  Day 5 LA U9 RML 5	<b>LA U9</b> p. 209	IRA or RML	<b>WS 20</b> Recognize and Use Irregular That Change the Spelling of the Word  <b>WS 21</b> Understand That Several Basic Rules Govern the Spelling of Words with Suffixes	<b>WS 21</b> Assessments I or N	<b>Poetry: Big Thoughts in Small Packages (Book 4)</b>

1. Red = Curriculum Related
2. Blue = Schedule Related
3. Black = Everything Else




## Second Grade Curriculum Map

Week	<b>IRA</b>	<b>RML</b>		<b>RR</b>	<b>PWS</b>		
	Interactive Read Aloud	Reading Mini Lessons		Response to Reading	Phonics, Spelling & Word Study		Writing
	Text Set	Lesson	Page #	IRA or RML Circle which resource used:	Lesson	Possible Assessments	Unit
<b>32</b> Mar. 29 - Apr. 2 (4 days)  <span style="color: blue;">Good Friday (April 2)</span>	<b>REVISIT</b>	<b>LA U14</b> <b>Noticing How Authors Organize Nonfiction</b>  <b>Day 1</b> LA U14 RML 1  <b>Day 2</b> LA U14 RML 2  <b>Day 3</b> LA U14 RML 3  <b>Day 4</b> LA U14 RML 4	<b>LA U14</b> p. 263	IRA or RML	<b>WS 22</b> Recognize and Use the Suffixes-er and -est to Show Comparison  <b>WS 23</b> Recognize and Use the Suffixes-er and -est to Show Comparison	<b>WS 22</b> Assessments I or N  <b>WS 23</b> Assessments I or N	<b>Poetry: Big Thoughts in Small Packages (Book 4)</b>
April 5 - 9, 2020 = SPRING BREAK							
<b>33</b> Apr. 12 - 16 (5 days)	<b>Text Set #25</b> <b>Exploring the Animal World</b>  Never Smile at a Monkey *And 17 Other Important Things to Remember Animals in Flight I See a Kookaburra!: Discovering Animal Habitats around the World Biggest, Strongest, Fastest Animal Dads	<b>LA U14, cont'd</b> <b>Noticing How Authors Organize Nonfiction</b>  <b>Day 1</b> LA U14 RML 5  <b>WAR U5</b> <b>Writing About Nonfiction in a Reader's Notebook</b>  <b>Day 2</b> WAR U5 RML 4  <b>Day 3</b> WAR U5 RML 5  <b>Day 4</b> WAR U5 RML 6  <b>LA U3</b> <b>Studying Authors and Illustrators</b>  <b>Day 5</b> LA U3 RML 1	<b>LA U14</b> p. 263  <b>WAR U5</b> p. 523  <b>LA U3</b> p. 145	IRA or RML	<b>WS 24</b> Recognize and Use the Suffixes-er, -or, -ar and -ist to Form a Noun  <b>WS 25</b> Recognize and Use the Suffixes-er, -or, -ar and -ist to Form a Noun  <b>WS 26</b> Recognize and Use Open Syllables	<b>WS 24</b> Assessments I or N  <b>WS 25</b> Assessments I or N	<b>Poetry: Big Thoughts in Small Packages (Book 4)</b>


1. Red = Curriculum Related
2. Blue = Schedule Related
3. Black = Everything Else

## Second Grade Curriculum Map

Week	IRA	RML		RR	PWS		
	Interactive Read Aloud	Reading Mini Lessons		Response to Reading	Phonics, Spelling & Word Study		Writing
	Text Set	Lesson	Page #	IRA or RML Circle which resource used:	Lesson	Possible Assessments	Unit
<b>34</b> Apr. 19 - 23 (5 days)	LA U3 Study Author-Jenkins RML 1 & 3	LA U3 Studying Authors and Illustrators (Steve Jenkins) Day 1 LA U3 RML 3 LA U17 Using Text Features to Gain Information Day 2 LA U17 RML 1 Day 3 LA U17 RML 2 Day 4 LA U17 RML 3 LA U16 Learning from Illustrations/Graphics Day 5 LA U16 RML 1	LA U3 p. 145 LA U17 p. 301 LA U16 p. 291	IRA or RML	LSR 19 Recognize and Use Letter Combinations That Represent Long Vowel Sounds (Multisensory: ay, ai, ee, ea, oa, ow) LSR 20 Recognize and Use Letter Combinations That Represent Unique Vowel Sounds (Multisensory: oy, oi, ou, ow) LSR 21 Recognize and Use Letter Combinations That Represent Two Different Vowel Sounds (Multisensory: oo (zoo), oo (good))	LSR 19 Assessments H or J LSR 20 LSR 21	Poetry: Big Thoughts in Small Packages (Book 4)
<b>35</b> Apr. 26 - 30 (5 days)	Text Set #23 Exploring the World of Fantasy 1.The Secret Shortcut 2.The Magic Hat 3.June 29, 1999 4.Cloudy With a Chance of Meatballs 5.Hey Al	LA U16, cont'd Learning from Illustrations/Graphics Day 1 LA U16 RML 2 Day 2 LA U16 RML 3 Day 3 LA U16 RML 4 WAR U5 Writing About Nonfiction Books in a Reader's Notebook Day 4 WAR U5 RML 7 Day 5 WAR U5 RML 8	LA U16 p. 291 WAR U5 p. 523	IRA or RML	LSR 22 Recognize and Use Letter Combinations That Represent Two Different Vowel Sounds (Multisensory: ie, (e,i) ow (snow, clown)) SP 15 Recognize and Use Phonogram Patterns with a Long Vowel Sound in Single-Syllable Words (Multisensory: ay, ea, igh,, ue) (Kind Old Word) SP 16 Recognize and Use Phonogram Patterns with Vowels and r in Single-Syllable Words (Multisensory: ar (star))	SP 15 Assessments A, B, C, D, E, or F SP 16 Assessments A, B, C, D, E, or F	Poetry: Big Thoughts in Small Packages (Book 4)


- 1. Red = Curriculum Related
- 2. Blue = Schedule Related
- 3. Black = Everything Else

## Second Grade Curriculum Map

Week	IRA	RML		RR	PWS		
	Interactive Read Aloud	Reading Mini Lessons		Response to Reading	Phonics, Spelling & Word Study		Writing
	Text Set	Lesson	Page #	IRA or RML Circle which resource used:	Lesson	Possible Assessments	Unit
<b>36</b> May 3 - 7 (5 days)	<b>Text Set #24</b> <b>Exploring Realistic Fiction</b>  Big Moon Tortilla No Dogs Allowed Happy Like Soccer Amelia's Road	<b>LA U20</b> <b>Understanding Fantasy</b>  <b>Day 1</b> LA U20 RML 1  <b>Day 2</b> LA U20 RML 2  <b>Day 3</b> LA U20 RML 3  <b>LA U10</b> <b>Looking closely at Print</b>  <b>Day 4</b> LA U10 RML 1  <b>Day 5</b> LA U10 RML 2	<b>LA U20</b> p. 339  <b>LA U10</b> p. 221	IRA or RML	<b>SP 17</b> Understand That Some Multisyllable Words Have a Double Consonant  <b>LSR 23</b> Recognize and Use Vowel Sounds with r  <b>WMV 4</b> Recognize and Use Homophones	<b>SP 17</b> Assessments A, B, C, D, E, or F  <b>WMV 4</b> Assessments F or G	<b>Poetry: Big Thoughts in Small                      Packages (Book 4)</b>
<b>37</b> May 10 - 14 (5 days)	<b>REVISIT</b>	LA U10 Looking closely at Print  Day 1 LA U10 RML 3  <b>LAU18</b> <b>Studying Realistic Ficiton</b>  <b>Day 2</b> LA U18 RML 1  <b>Day 3</b> LA U18 RML 2  <b>Day 4</b> LA U18 RML 3  <b>Day 5</b> LA U18 RML 4	<b>LA U10</b> p. 221  <b>LA U18</b> p. 309	IRA or RML	<b>WMV 5</b> Recognize and Use Homophones Assessments F or H  <b>WMV 6</b> Recognize and Use Homophones  <b>WMV 7</b> Recognize and Use Words with Multiple Meanings	N/A	<b>Poetry: Big Thoughts in Small                      Packages (Book 4)</b>

1. Red = Curriculum Related
2. Blue = Schedule Related
3. Black = Everything Else

## Second Grade Curriculum Map

Week	IRA	RML		RR	PWS		
	Interactive Read Aloud	Reading Mini Lessons		Response to Reading	Phonics, Spelling & Word Study		Writing
	Text Set	Lesson	Page #	IRA or RML Circle which resource used:	Lesson	Possible Assessments	Unit
<b>38</b> May 17 - 21 (5 days)	REVISIT	LA U18, cont'd Studying Realistic Fiction  Day 1 LA U18 RML 5  Day 2 LA U18 RML 6  Day 3 LA U18 RML 7  Day 4 LA U18 RML 8  LA U2 Expressing Opinions About Books  Day 5 LA U2 RML 4	LA U18 p. 309  LA U2 p. 133	IRA or RML  <hr/> <hr/>	WS 27 Recognize and Use Closed Syllables  WS 28 Understand the Concept of a Prefix	N/A	Poetry: Big Thoughts in Small Packages (Book 4)
<b>39</b> May 24 - 25 (2 days)  Last Day of School (May 25) End of 4th Quarter	REVISIT  IRAs continue daily (Examples below not limited to the following)  Author Study Illustrator Study Genre Study	LA U2 Expressing Opinions About Books  Day 1 LA U2 RML 5  Day 2 OPEN	LA U2 p. 133	IRA or RML  <hr/> <hr/>			Poetry: Big Thoughts in Small Packages (Book 4)

1. Red = Curriculum Related
2. Blue = Schedule Related
3. Black = Everything Else